



WUXI ARK TECHNOLOGY ELECTRONIC CO. , LTD

No. 88 Ling Dong Road , Ming Ling Zhen , Yi Xing City , Jiang Su Province , China

Tel: 0086-510-7341161 7345700

Fax: 0086-510-7342800

E-mail: yxrg@pub.wx.jsinfo.net

<http://www.yxrg.com>

无锡市方舟科技电子有限公司

Specification for approval 规格(承认)书

※ PARTNO(型号): SM433001D

※ STATEMENT (说明): _____

※ ACCESSORY (附件):

- 1、
- 2、
- 3、
- 4、

※ CUSTOMER'S PROPOSAL (顾客意见栏):

☆ AGREE (同意)

☆ DIS AGREE (不同意)

※ CUSTOMER SIGNATURE (顾客确认签章): _____

1. ELECTRO – OPTICAL CHARACTERISTICS 光电特性: (Ta=25°C)

SYMBOL 符号	PARAMETER 项目	TEST CONDITION 测试条件	TYP 标准值	MAX 最大值	UNIT 单位
V _F	Forward Voltage ,Per Segment 正向压降	IF=20mA	10.8	12.0	V
I _R	Reverse Current , Per Segment 反向漏电流	VR=5V		50	μA
λ _p	Peak Emission Wavelength 峰值波长	IF=20mA	640		nm
I _v	Luminous Intensity Per Segment 法向光强	IF=20mA	35		mcd

2. ABSOLUTE MAXIMUM RATING 其它参数: (Ta=25°C)

SYMBOL 符号	PARAMETER 项目	RED 高亮红	UNIT 单位
P _{AD}	Power Dissipation Per Segment 功耗	100	mw
V _R	Reverse Voltage Per Segment 反向耐压	5	V
I _{AF}	Continuous Forward Current Per Segment 最大使用电流	20	mA
I _{PF}	Peak Forward Current Per Segment(Duty-0.1,1KHz) 最大峰值电流	90	mA
---	Derating Linear From 25°C Per Segment 温度系数	0.5	mA/°C
T _{OPr}	Operating Temperature Range 工作温度	-30°C to 80°C	
T _{stg}	Storage Temperature Range 贮藏温度	-30°C to 85°C	
Solder Temperature 1/16 inch Below Seating Plane 5 Seconds at 250°C 焊接温度 250°C/5 秒 离管座 1.6mm 以上			

Typical Electro-Optical Characteristics Curves (25°C Free Air Temperature Unless Otherwise Specified)

Fig 1 SPECTRAL RESPONSE

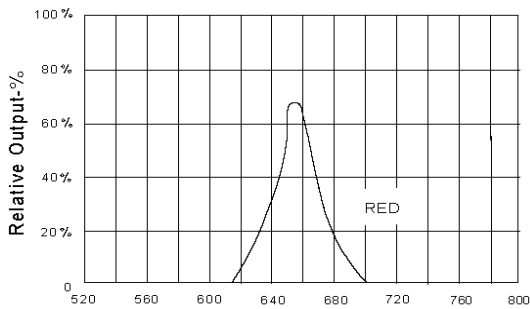


Fig 2 FORWARD CURRENT VS FORWARD VOLTAGE

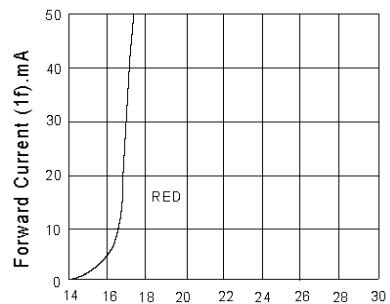
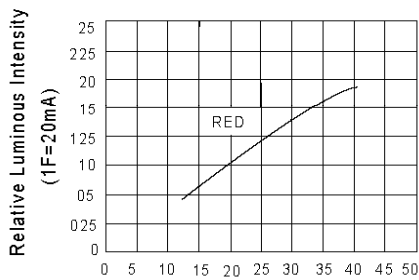
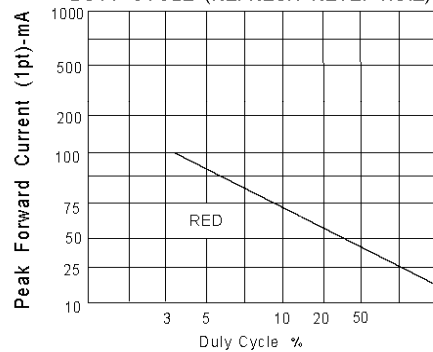


Fig 3 RELATIVE LUMINOUS INTENSITY VS FORWARD CURRENT



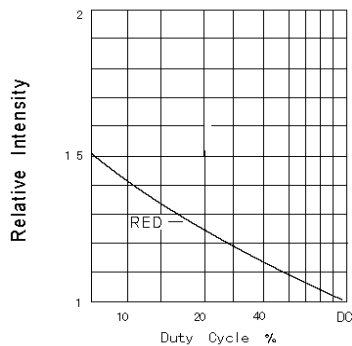
Wavelength (λ).nm

Fig 4 MAX PEAK CURRENT VS DUTY CYCLE (REFRESH RATE: 1KHZ)



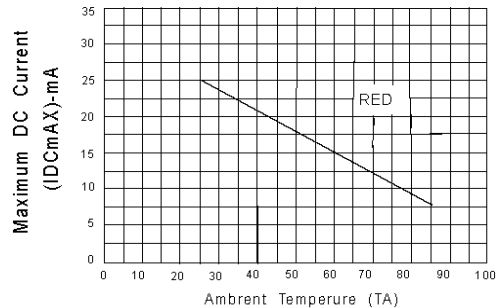
Forward Voltage (VF)-Volt

Fig 5 LUMINOUS INTENSITY VS DUTY CYCLE

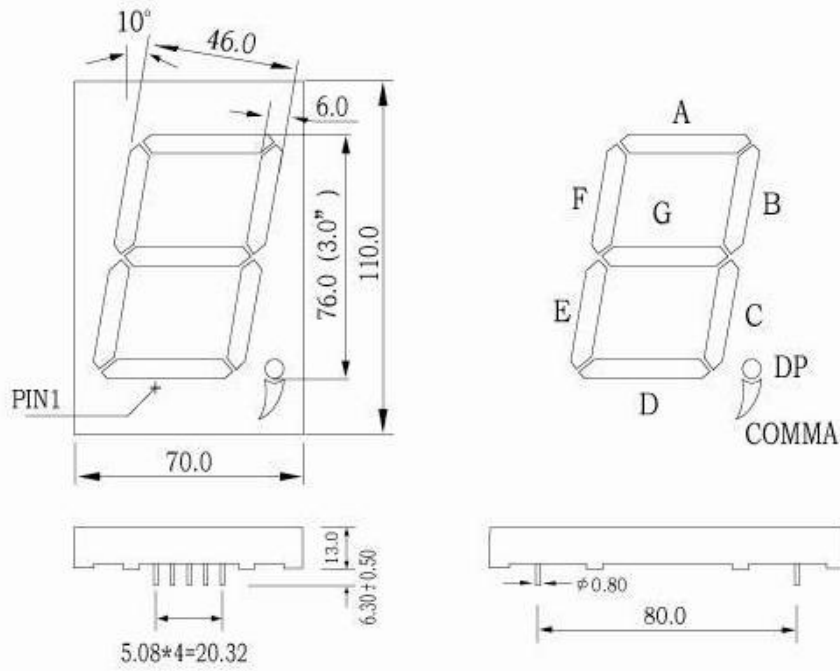


Forward Current (If)-mA

Fig 6 MAXIMUM ALLOWABLE DC CURRENT PER SEGMENT DOT VS A FUNCTION AMBIENT TEMPERATURE

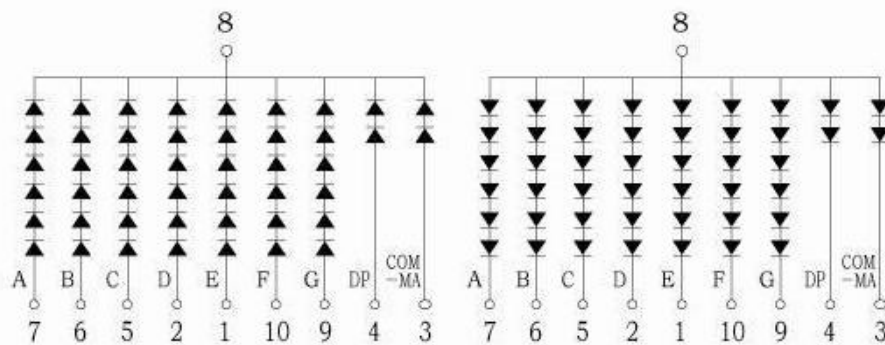


PACKAGE DIMENSIONS



SM*43001

SM*33001



NOTES : 1. All dimensions are in millimeters. (inches)

2. Tolerance is $\pm 0.25(0.010)$ unless otherwise specified.