CAD GENERATED DRAWING, DON'T CHANGE BY HAND.

REV.	ECN NO.	APPD.

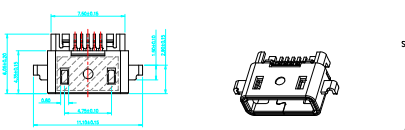

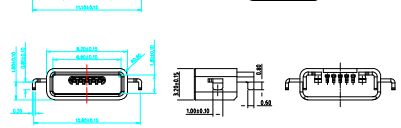



Notes:

1. Dimension shall be interpreted per ASME Y14.5M1994.
2. Dimension marked▽& should be checked by Q.C. and process, engineers and ▽should also check the CPK data.

Specification:

1. Current Rating: 1.0 AMP
2. Voltage Rating: 30V AC/DC
3. Dielectric Strength: 500V AC RMS for 1 minute.
4. Contact Resistance: 30 m Ω Max.
5. Insulator Resistance: 500M Ω Min. AT 250V DC.
6. Mating/Unmating cycles: 2000cycles
7. Temperature: -20°C to +60°C

PCB OUT LINE

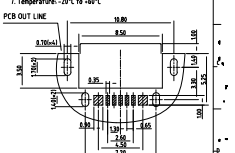

P.C.B LAYOUT

ITEM	PART NAME	Q'TY	FINISH	NOTE
3	Shell	1	C26800-H Au/Ni PlatingT=0.30mm	
2	Contact	5	Phosphor bronze C5210EF-EH Au/Ni Plating T=0.20mm	
1	Housing	1	PA9T&LCP (G.F30%) Black	

X. ±0.50	X° ±2°	UNITS mm	
.X ±0.30	.X° ± 1°	MAT'L	PART NO.(INTENDED USE)
.XX ±0.10	.XX° ± 0.5°		
.XXX ± 0.05		FINISH	APPD:
		Q'TY	CHKD:
			Dh Steven.Xie 2012/08/18

TITLE: Micro USB 5Pin SMT Type (KB9+H8+B)

DWG NO.: X12 LTFSI LTTBI MTFSI STFSI USB

SCALE	SHEET	REV.
1/1	1/1	A1