REV	DESCRIPTION	DATE
1.0	First release	20141101

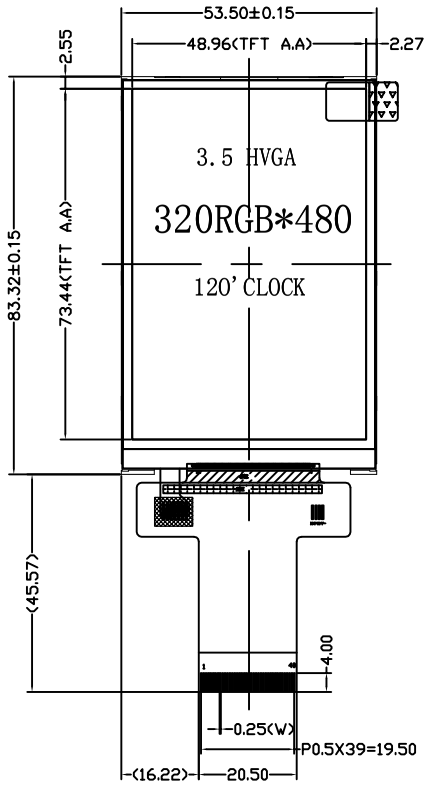

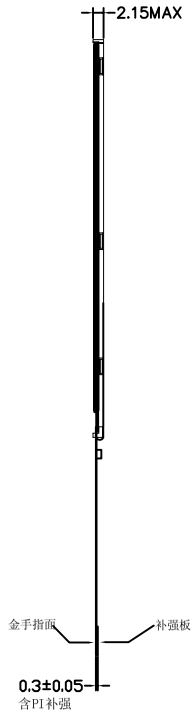

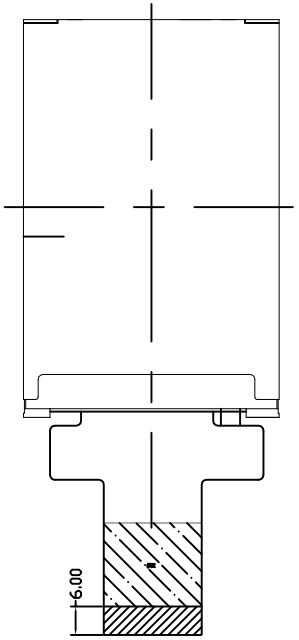

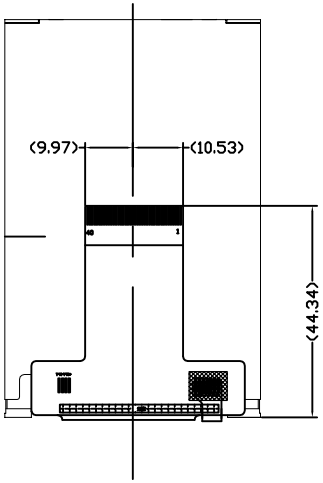

FPC弯折参考图
FPC弯折出货

1	XL/NC
2	YU/NC
3	XR/NC
4	YD/NC
5	GND
6	IOVCC(1.8/2.8V)
7	VCI(2.8V)
8	FMARK
9	CS/SPI CS
10	RS/A0(4LINE)
11	WR/SPI SCL/SCK
12	RD
13	SPI SDI/SDA
14	SPI SDO
15	RESET
16	GND
17	DB0
18	DB1
19	DB2
20	DB3
21	DB4
22	DB5
23	DB6
24	DB7
25	DB8
26	DB9
27	DB10
28	DB11
29	DB12
30	DB13
31	DB14
32	DB15
33	A
34	K
35	K
36	K
37	GND
38	IM0
39	IM1
40	IM2

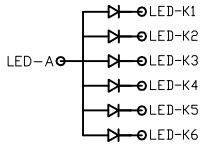

IM2	IM1	IM0	INTERFACE	DATA PIN IN USE
0	1	0	8080 16 BIT	DB[15:0]
0	1	1	8080 8BIT	DB[7:0]
1	0	1	3-LINE SPI	SDA
1	1	1	4-LINE SPI	SDA

NOTES:
1.DISPLAY TYPE: TFT
2.VIEWING DIRECTION: 12:00
3.LCD DRIVE IC:ILI9486L
4.POLARIZER MODE: TRANSMISSIVE/POSITIVE
5.VCC:2.8V
6.BACKLIGHT:6-CHIP WHITE LED PARALLEL
7.OPERATING TEMP: -20°C~+70°C
8.STORAGE TEMP: -30°C~+80°C
9.UNMARKER TOLERANCE: ±0.20
10.CONTROL DIMENSIONS: ☆

REVISION RECORD	DATE
1	
2	
3	
4	
5	
6	

TITLE: ASM OUTLINE		P/N :		
FILE NAME : SX035HV005		Ver. : 1.0		SCALE : N.T.S.
DRAWN BY	Gilbert	DATE	20141101	UNIT : mm
CHECKED BY		DATE		PRO.(3):
APPROVED BY		DATE		SHEET : 1/1

由 Autodesk 教育版产品制作