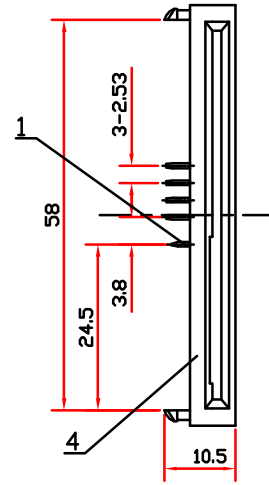
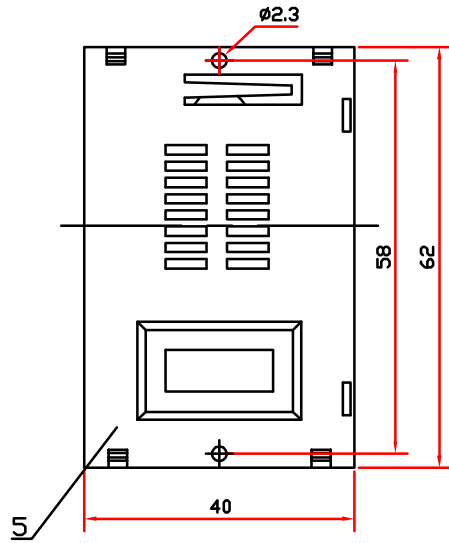
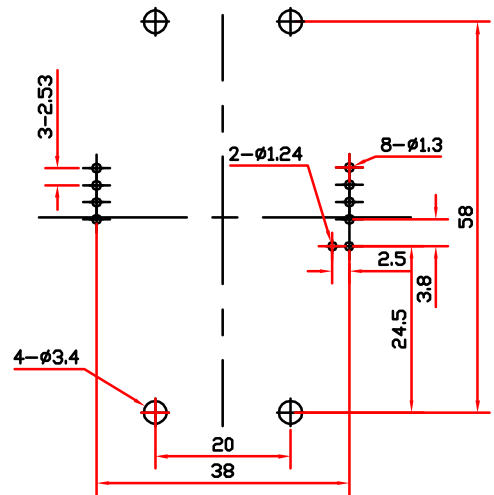
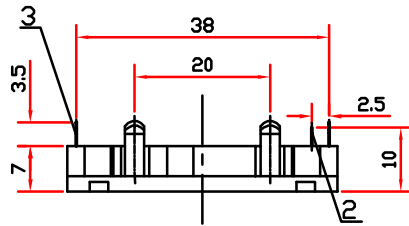


B700K067.83



Dimensions of PC board holes



Unspecified tolerance is:
 0-6±0.1mm
 6-20±0.2mm
 >20±0.3mm

5	Base blind flange	1	PBT-G30the glass fiber streng then30%, black , 阻燃	
4	Base	1	PBT-G30the glass fiber streng then30%, black , 阻燃	
3	Yellow flat contacl is counted	8	QSn6.5-0.1 ø=0.30	D. Cu/Ni/Au
	Yellow flat terminals			
2	To position switch rotor	1	QSn6.5-0.1 ø=0.20	D. Cu/Au
1	To position switch quiet flat	1	Barss ø=0.20	D. Cu/Au
NO.	Name	QTY	Material	Coat Cladding Material

Nurnber of old Base Map					
Nurnber of Base Map					
Signer	Place Number	Changed document number	Signer	Date	
	Designer	GuangQu	Standarization		
Date	Signer	Verifier	Approved		
	Technology	JINGDANZHAO	Date	2004. 5. 14	

IC-07B

AVKs3. 760. 007B

Design Mark	Weight	Proportion
A	B	
1 piece together		the first piece

ZUANBAO ELECTRONICS
 BUSINESS DEPARMENT