

SPECIFICATION FOR APPROVAL


PRODUCT:	ADAPTER
MODEL:	GFP121U-050200-1 AC: 100-240V DC: 5V 2A
PART NO:	C677-814
VER:	A1
CUSTOMER:	Akiha bara Inc
DATE:	2009-12-15

適應規格	電氣用品安全法適合品
------	------------

返 卻 希 望 日 : **2010 年 1 月 19 日**

發 行 印

受 領 印 欄	
------------------	--



*未簽回而下订单即視同認可!

	發 行 部 署					
生 產 工 場	工 程			品 管		業 務
	責 任 者	檢 印	經 辦	邱 美 英		

NO.	變更年月日	變 更 內 容	檢 印	擔 當

	DESCRIPTION	SWITCHING POWER AC ADAPTER	SHEET NO.	1 OF 4
	MODEL NO.	GFP121U-050200-1	VER:	A1
			PART NO.	C677-814

1.INPUT REQUIREMENT

2.OUTPUT SPECIFICATION

3.MECHANICAL

4.RELIABILITY

5.ENVIRONMENT

6.OUTLOOKING

7.SAFETY

8.QC CHECK

9.DIMENSION

10.LABEL

11.PACKING

	DESCRIPTION	SWITCHING POWER AC ADAPTER	SHEET NO.	2 OF 4
	MODEL NO.	GFP121U-050200-1	VER:	A1
			PART NO.	C677-814

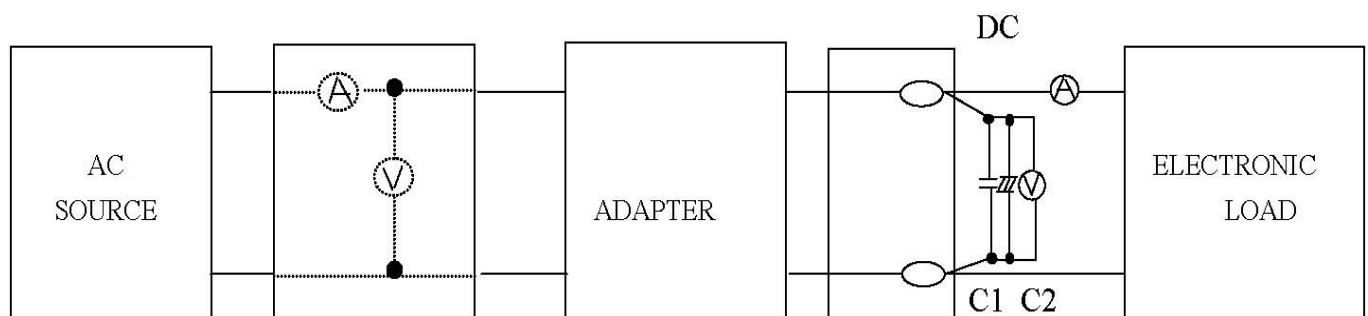
1.INPUT REQUIREMENT

ITEM	SPECIFICATION	MIN	TYP.	MAX
NORMAL AC INPUT VOLTAGE	SINGLE PHASE	100Vac	110Vac/220Vac	240Vac
AC INPUT VOLTAGE RANGE	SINGLE PHASE	90Vac	110Vac/220Vac	264Vac
AC INPUT FREQUENCY	SINGLE PHASE	47Hz	50/60Hz	63Hz
AC INPUT CURRENT	TYPICAL INPUT VOLTAGE& OUTPUT AT FULL LOAD.			360mA
AC INRUSH CURRENT	TYPICAL INPUT VOLTAGE& OUTPUT AT FULL LOAD , 25°C.			30A
EFFICIENCY	TYPICAL INPUT VOLTAGE& OUTPUT AT FULL LOAD	70%		

2.OUTPUT SPECIFICATION

ITEM	SPECIFICATION	MIN	TYP.	MAX
NORMAL DC OUTPUT VOLTAGE			5.0Vdc	
DC OUTPUT VOLTAGE RANGE	TYPICAL OUTPUT VOLTAGE ±5%	4.75V		5.25V
LOAD CURRENT RANGE		0.1A		2.0A
PEAK LOAD CURRENT	TIME<60S			2.3A
RIPPLE	TYPICAL INPUT VOLTAGE , TYPICAL LOAD CURRENT , 25°C			50mV
HOLD-UP TIME	AT TYPICAL INPUT VOLTAGE AND FULL LOAD	10mS		
TURN-ON DELAY	TYPICAL INPUT VOLTAGE AND TUP LOAD CURRENT			3S
OVER CURRENT PROTECTION	AUTO RECOVERY			
SHORT CIRCUIT PROTECTRON	THE ADAPTER SHALL NOT DAMAGE BY SHORT THE DC OUTPUT TO GROUND			
OVER VOLTAGE PROTECTION			8.0V	8.5V
NO LOAD POWER DISSIPATION				0.5W

*TEST MEASURES



C1: 0.1µF CERAMICS CAPACITOR
C2: 10µF 50V ALUMINUM CAPACITOR

	DESCRIPTION	SWITCHING POWER AC ADAPTER	SHEET NO.	3 OF 4
	MODEL NO.	GFP121U-050200-1	VER:	A1
			PART NO.	C677-814

3.MECHANICAL

ITEM	SPECIFICATION OR TEST CONDITION	ACCEPTANCE CRITERIA
BENDING TEST	NORMAL TEMPERATURE THE CORD SHALL WITHSTAND WEIGHT OF 200g, SWINGING FROM LEFT TO RIGHT AT AN ANGLE OF 60 DEG. 1000CYCLE TIMES MIN. S/R SHALL WITHSTAND WEIGHT OF 1N. SWINGING FROM LEFT TO RIGHT AT AN ANGLE OF 60DEG. 1000CYCLE TIMES MIN. BENDING SPEED 40CYCLE/MINUTE	NO SHORT CIRCUIT NO BREAKAGE OF THE CORD
VIBRATION	FREQUENCY RANGE:10~55Hz AMPLITUDE:1.5mm ACCELERATION: 1G	THERE SHALL BENO ABNORMALITY ON THE APPEARNCE STRUCTURE AND OPERATING

4.RELIABILITY

ITEM	TEST CONDITION	ACCEPTANCE CRITERIA
TEMPERATURE UP WITH TYPICAL LOAD	TEST AT SURFACE OF THE CASE WITH TYPICAL AC INPUT AND TYPICAL LOAD IN OUTPUT 50/60Hz	TEMPERATURE UP UNDER 35 DEGREES
HI-POT TEST	INPUT TO OUTPUT GRADUALLY RAISED FROM 0 TO THE 3000Vac AND HELD AT THAT VALUE FOR 3S,5mA	NO DAMAGE
INSULATION RESISTANCE	INPUT TO OUTPUT,DC 500V	>50MΩ
MTBF	TYPICAL INPUT&FULL LOAD , 25℃	50000 HOURS
LIFE	TYPICAL INPUT&FULL LOAD, 40℃ TYPICAL INPUT&FULL LOAD, 25℃	1YEARS ABOVE 2YEARS ABOVE
BURN-IN	AT 30℃(±10℃),NORMAL INPUT VOLTAGE	2~4 HOURS

5.ENVIRONMENT

ITEM	SPECIFICATION OR TEST CONDITION	min.	typ.	max.
OPERATING TEMPERATURE		0℃		40℃
STORAGE TEMPERATURE		-20℃		85℃
OPERATING HUMIDITY	NON-CONDENSING	5%RH		90%RH
STORAGE HUMIDITY	NON-CONDENSING	5%RH		90%RH



	DESCRIPTION	SWITCHING POWER AC ADAPTER	SHEET NO.	4 OF 4
	MODEL NO.	GFP121U-050200-1	VER:	A1
			PART NO.	C677-814

6.OUTLOOKING

DIMENSION :60.2(L)X44(W)X26.2(H)mm
 WEIGHT :ABOUT 120g
 AC INPUT TYPE : WALL MOUNT
 DC OUTPUT TYPE :5.5×2.1×10 S TYPE



DC OUTPUT CABLE :USE 2468 20AWG WIRE
 INDICATION :LABEL
 CASE MATERIAL :94V-0 PC+ABS
 PCB MATERIAL :94V-0

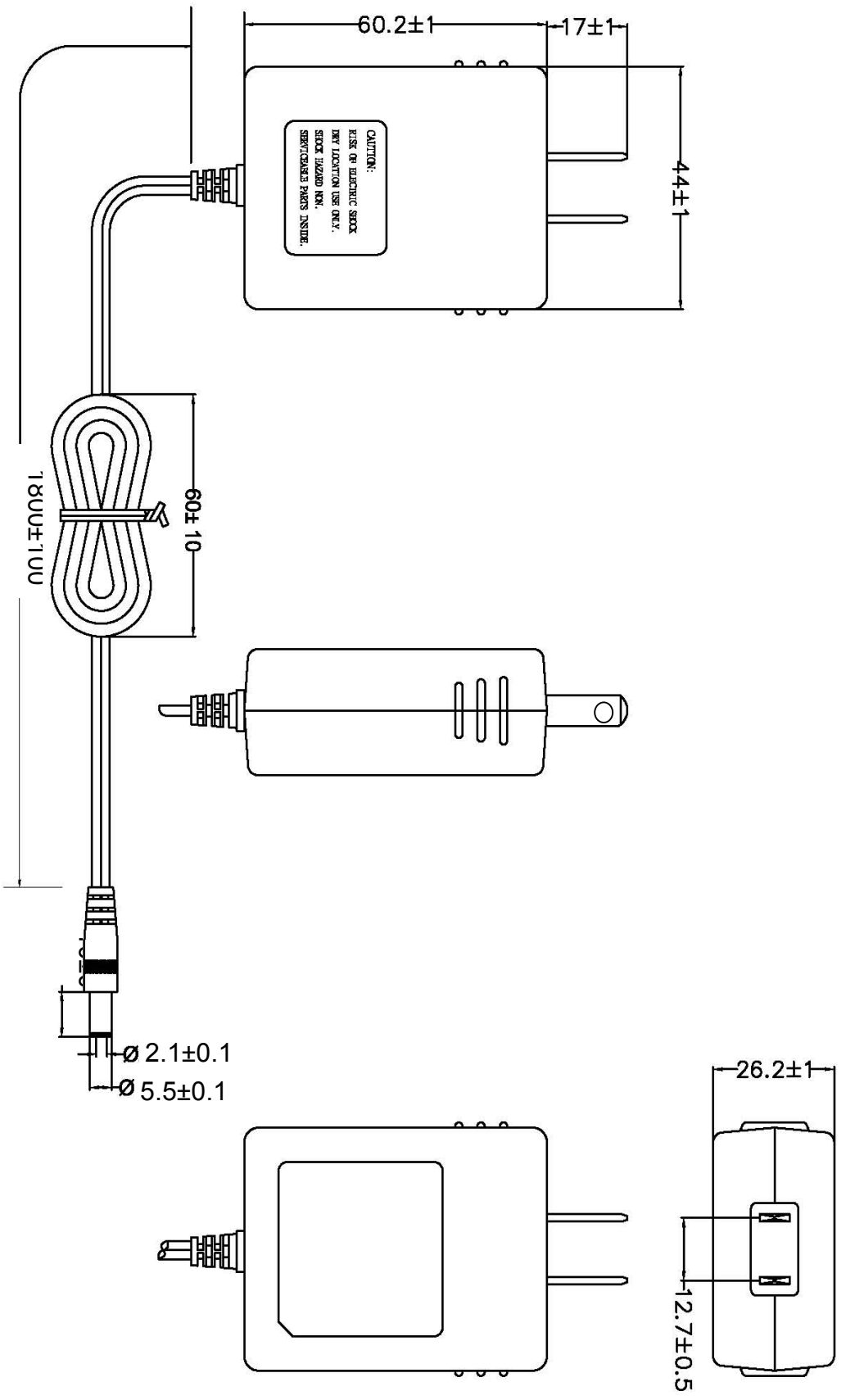
7.SAFETY

COMPLY SAFETY STANDARDS	STANDARD	FILE NO.
UL CUL		E241618

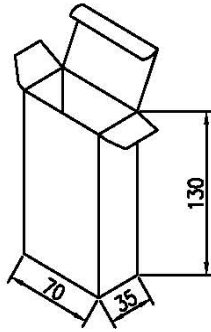
EMI
FCC

8.QC CHECK

ALL OF THE QUANTITY SHALL BE CHECKED BEFORE SHIPMENT,CHECK ITEM AS BELOW:
 (1)DC PLUG POLE CHECK
 (2)OCP FUNCTION CHECK
 (3)DC OUTPUT VOLTAGE CHECK
 (4)HIPOT&INSULATION CHECK
 (5)OUTLOOKING CHECK



TOLERANCE		FINISH		MATERIAL		UNIT		NAME	
L44	±0.05	±0.05	±0.1	±0.2	XXXXXX	mm			DIMENSION C677-814
L44-20	±0.05	±0.1	±0.2	±0.2	XXX	mm			
20-4580	±0.1	±0.1	±0.2	±0.2					
50-45200	±0.15	±0.25	±0.3	±0.3					
200-4	±0.2	±0.3	±0.5	±0.5					
DRG.	CHKD.	APPR.	SCALE	UNIT	REV.	REV.	PART NO.		
WCH					XXX	XXX	XXX		

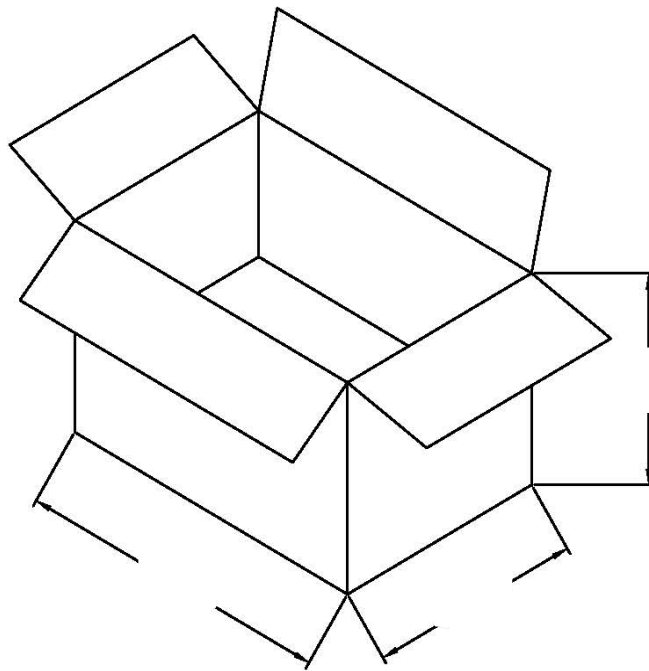


WHITE INNER BOX+OUT CARTON

WHITE INNER BOX OUT SIDE DIMENSION:

L×W×H(70×35×130)

TOLERANCE:± 3



TOLERANCE					FINISH	NAME: PACKING	
L<4	±0.05	±0.08	±0.1	±0.2		MATERIAL	QTY.
4<L<20	±0.08	±0.1	±0.2	±0.3			
20<L<50	±0.1	±0.15	±0.3	±0.4	A1		
50<L<200	±0.15	±0.25	±0.4	±0.6			
200<L	±0.2	±0.4	±0.5	±0.8			
DEG.	CHKD.	APPD.	⊕	UNIT	mm		
qmy			SCALE	REF.	PART NO. C677-814		
			/	REM.			