

8.0 A Single-Phase Silicon Bridge Rectifier
Rectifier Reverse Voltage 50 to 1000V

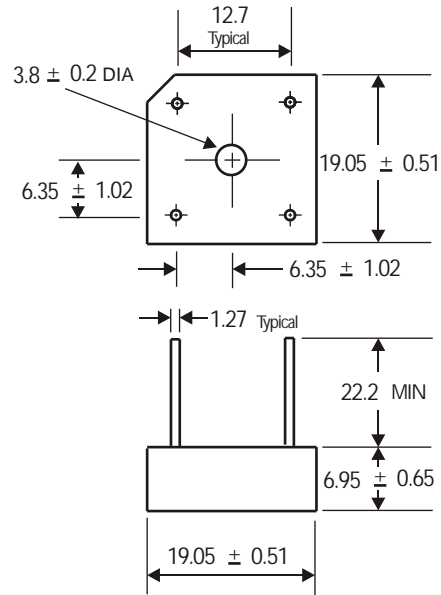


Features

- This series is UL listed under the Recognized Component Index, file number E142814
- High temperature metallurgically bonded internal rectifiers
- Typical I_r less than $.1\mu A$
- The plastic material used carries Underwriters Laboratory flammability recognition 94V-0
- High temperature soldering guaranteed 265 °C/10 seconds at 5 lbs (2.3kg) tension

Mechanical Data

- Case: Voil-free plastic package
- Terminals: Plated leads solderable per MIL-STD-202, Method 208
- Mounting: Thru hole for #6 screw
- Mounting position: Any
- Weight: 0.24 ounce, 6.9 grams (approx)



Dimensions in millimeters(1mm =0.0394")

Maximum Ratings & Thermal Characteristics

Rating at 25°C ambient temperature unless otherwise specified, Resistive or Inductive load, 60 Hz.
For Capacitive load derate current by 20%.

Parameter	Symbol	KBPC 8005	KBPC 801	KBPC 802	KBPC 804	KBPC 806	KBPC 808	KBPC 810	unit
Maximum repetitive peak reverse voltage	VRRM	50	100	200	400	600	800	1000	V
Maximum RMS bridge input voltage	VRMS	35	70	140	280	420	560	700	V
Maximum DC blocking voltage	VDC	50	100	200	400	600	800	1000	V
Maximum average forward rectified output current Tc = 50 °C (1)	IF(AV)	8.0							A
Peak forward surge current single sine-wave superimposed on rated load (JEDEC Method)	IFSM	125							A
Rating for fusing (t<8.3ms)	I ² t	10							A ² sec
Typical thermal resistance per element (2)	ReJA	9.4							°C / W
Typical junction capacitance per element(3)	Cj	55							pF
Operating junction and storage temperature range	TJ, TSTG	-55 to + 150							°C

Electrical Characteristics

Rating at 25°C ambient temperature unless otherwise specified. Resistive or Inductive load, 60Hz.
For Capacitive load derate by 20 %.

Parameter	Symbol	KBPC 8005	KBPC 801	KBPC 802	KBPC 804	KBPC 806	KBPC 808	KBPC 810	Unit
Maximum instantaneous forward voltage drop per leg at 4.0A	VF	1.1							V
Maximum DC reverse current at rated TA =25°C DC blocking voltage per element TA =100 °C	IR	10 1000							μA

- Notes:** (1) Mounted on metal chassis.
(2) Non-repetitive, for t>1ms and < 8.3ms.
(3) Measured at 1.0MHz and applied reverse voltage of 4.0V DC.

Rating and Characteristic Curves ($T_A=25^{\circ}\text{C}$ Unless otherwise noted)

KBPC8005 thru KBPC810

Fig. 1 Derating Curve for Output Rectified Current

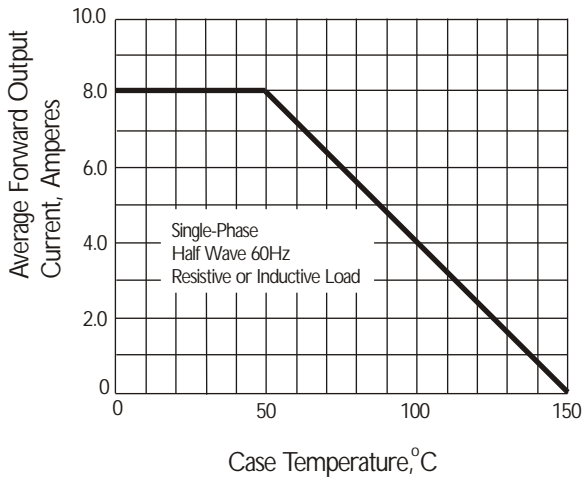


Fig. 2 Maximum Non-repetitive Peak Forward Surge Current

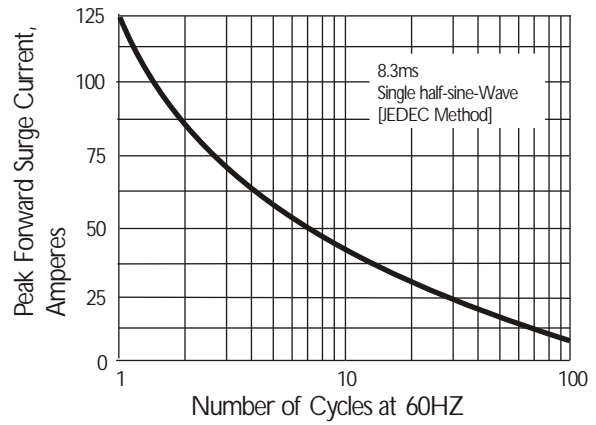


Fig. 3 Typical Instantaneous Forward Characteristics

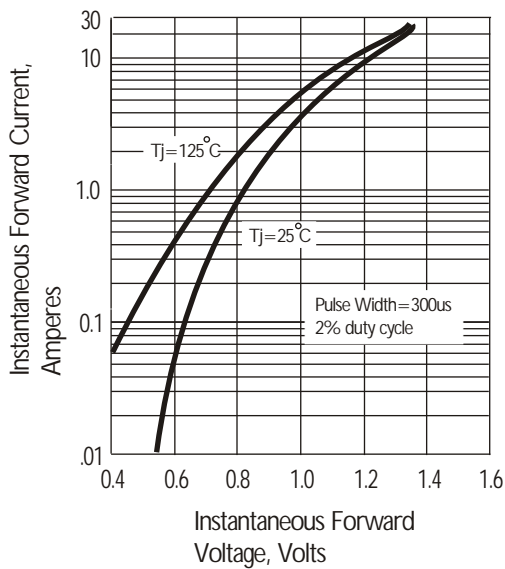


Fig. 4 Typical Reverse Characteristics

